

# HIMALAYA INTERNATIONAL SCHOOL

## SECTOR-9 ROHINI

Dear Parents,

This is to inform you that Summer Vacation will be starting from 20<sup>th</sup> May'24 to 30<sup>th</sup> June'24.

Summer vacation is a time for relaxation, exploration, and making memories. Here are some tips to help parents and students enjoy the season safely, even during scorching heat:

### Beating the Heat:

#### Students:

- Dress in loose, light-colored, breathable clothing like cotton.
- Drink plenty of water throughout the day, even if you don't feel thirsty.
- Limit outdoor activities during the hottest part of the day (usually 11 am to 4 pm).
- Wear a hat and sunglasses for sun protection and apply sunscreen (SPF 30 or higher) liberally and reapply every two hours, or more often if sweating or swimming.



#### Parents:

- Plan outdoor activities for cooler times of the day - early mornings or evenings.
- Encourage frequent breaks in air-conditioned spaces or shaded areas.
- Pack plenty of water and healthy snacks for outings.
- Teach your child about the signs of heatstroke (headache, dizziness, nausea) and seek medical attention if needed.



### Making the Most of Summer:

#### Students:

- Explore your creativity with fun learning activities.
- Spend time with friends and family playing games, reading books, or going on adventures.
- Learn a new skill like drawing, playing an instrument, or a sport.
- Help with chores around the house to develop responsibility.



**English**  
**Worksheet – 1**  
**Class – II**

Name:- \_\_\_\_\_

Roll No. \_\_\_\_\_

**Q. Rewrite these sentences by using capital letter, full stop (.) and question mark (?)**

**1) where is your book**

**Ans. \_\_\_\_\_**

**2) rahul has a pet dog**

**Ans. \_\_\_\_\_**

**3) priya likes to eat cake**

**Ans. \_\_\_\_\_**

**4) what time is your school start**

**Ans. \_\_\_\_\_**

**5) how old are you**

**Ans. \_\_\_\_\_**

**6) i need to buy milk and bread**

**Ans. \_\_\_\_\_**

**7) when is your birthday**

**Ans. \_\_\_\_\_**

**8) my sister is taller than me**

**Ans. \_\_\_\_\_**

**English**  
**Worksheet – 2**  
**Class – II**

Name :- \_\_\_\_\_

Roll No. \_\_\_\_\_

**Q. Unjumble the words and make correct sentences.**

1) are my toys These

Ans. \_\_\_\_\_

2) seven weeks are in a There days

Ans. \_\_\_\_\_

3) games love Children play to

Ans. \_\_\_\_\_

4) ice - cream like I eat to

Ans. \_\_\_\_\_

5) raining It today is

Ans. \_\_\_\_\_

6) high jump very He can

Ans. \_\_\_\_\_

7) A student chair sat the on

Ans. \_\_\_\_\_

8) to beach the going like I

Ans. \_\_\_\_\_

**English**  
**Worksheet – 3**  
**Class – II**

Name :- \_\_\_\_\_

Roll No. \_\_\_\_\_

**Q. Write the words in alphabetical order.**

1.	Food	
2.	Mirror	
3.	Horse	
4.	Shirt	
5.	Tiger	
6.	Elephant	
7.	Parrot	
8.	Zebra	
9.	Watch	
10.	Butter	

**English**  
**Worksheet – 4**  
**Class – II**

Name:- \_\_\_\_\_

Roll No. \_\_\_\_\_

Q. Look at the picture and make 5 sentences using the given words.

Children , Kite , See – Saw , Swing , Slide  
Park , Football , Balloon, Mud



1. \_\_\_\_\_.
2. \_\_\_\_\_.
3. \_\_\_\_\_.
4. \_\_\_\_\_.
5. \_\_\_\_\_.

**English**  
**Worksheet – 5**  
**Class – II**

Name :- \_\_\_\_\_

Roll No. \_\_\_\_\_

**Q. Look at the pictures and write sentences describing the actions.**

1		<hr/> <hr/> <hr/>
2		<hr/> <hr/> <hr/>
3		<hr/> <hr/> <hr/>
4		<hr/> <hr/> <hr/>
5		<hr/> <hr/> <hr/>

**English**  
**Worksheet – 6**  
**Class – II**

Name :- \_\_\_\_\_


Roll No. \_\_\_\_\_

**Q7) Write the first letter of each picture and then write the word in the given box.**

**For Example:-**



**B**










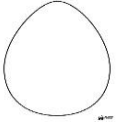




**A**



**G**

**-**

**BAG**

 _____	 _____	 _____	 _____	_____
 _____	 _____	 _____	 _____	_____
 _____	 _____	 _____	 _____	_____

**English**  
**Worksheet – 7**  
**Class – II**

Name :- \_\_\_\_\_

Roll No. \_\_\_\_\_

**Q. Read the passage and answer the following questions.**



**Aarti is Manu's friend. She is getting ready to go to Manu's birthday party in the evening. She bought a story book as a birthday gift for Manu. Aarti wants to wrap it in red colour paper. She knows that red is Manu's favourite colour. She is excited to visit his birthday party.**

**1. Who is Manu's best friend?**

**Ans. \_\_\_\_\_**

**2. Where is Aarti going in the evening?**

**Ans. \_\_\_\_\_**

**3. What gift Aarti has for Manu?**

**Ans. \_\_\_\_\_**

**4. Which is Manu's favourite colour?**

**Ans. \_\_\_\_\_**

**5. Write the opposite gender of**

**Father - \_\_\_\_\_**

**6. Make sentence with word**

**Birthday - \_\_\_\_\_**



**English**

**Worksheet – 8**

**Class – II**

Name :- \_\_\_\_\_

Roll No. \_\_\_\_\_

**Q. Make five new words with the given words.**



---

---

---

---

---



---

---

---

---

---

- ❖ English Cursive Writing book do pages 6 to 19.
- ❖ Daily write 10 words dictation.
- ❖ Do reading practice daily.

कार्य - पत्रिका -1

कक्षा -||

विषय - हिंदी

नाम - \_\_\_\_\_

रोल न० \_\_\_\_\_

प्रश्न 1. भाषा के कितने रूप होते हैं?

उ०. \_\_\_\_\_

प्रश्न 2. वर्ण के कितने भेद होते हैं?

उ०. \_\_\_\_\_

प्रश्न 3. स्वर पूरे करो-

अ \_\_\_\_\_ इ \_\_\_\_\_

ए \_\_\_\_\_ ओ \_\_\_\_\_

प्रश्न 4. औ की मात्रा से शब्द बनाओ -

	क _____ वा
	न _____ का
	हथ _____ डा
	त _____ लिया
	द _____ ड़
	प _____ धा

कार्य पत्रिका - 2

कक्षा - II

विषय - हिंदी

नाम \_\_\_\_\_

रोल न० \_\_\_\_\_

प्रश्न 1. दी गई मात्राओं से दो दो शब्द बनाओ -

आ	।	<input type="text"/>
इ	।	<input type="text"/>
ई	।	<input type="text"/>
उ	।	<input type="text"/>
ऊ	।	<input type="text"/>
ऋ	।	<input type="text"/>
ए	।	<input type="text"/>
ऐ	।	<input type="text"/>
ओ	।	<input type="text"/>

प्रश्न 2. उचित वर्ण के ऊपर (•) या (ँ) लगा कर शब्द पुनः लिखिए:-

क) जगल - \_\_\_\_\_

ख) आख - \_\_\_\_\_

ग) पखा - \_\_\_\_\_

घ) हस - \_\_\_\_\_

ङ) मुह - \_\_\_\_\_

कार्य - पत्रिका -3

कक्षा - II

विषय - हिंदी

नाम \_\_\_\_\_

रोल न० \_\_\_\_\_

चित्र देखकर कुछ पंक्तियाँ लिखें -



---

---

---

---

---

---

---

---

---

---

कार्य पत्रिका - 4

कक्षा - II

विषय - हिंदी

नाम \_\_\_\_\_

रोल न० \_\_\_\_\_

**अपठित गद्यांश**

एक नन्ही परी थी | वह बहुत प्यारी थी | पर उसे उड़ने में बहुत डर लगता था| उसकी दो प्यारी सखियाँ थीं| सोना और

मोना | एक दिन उन्होंने नन्ही परी से कहा - नन्ही परी, आज हम धरती पर घूमने जाएंगे | क्या तुम हमारे साथ चलोगी?

नन्ही परी डर गई | वह बोली - “” नहीं, नहीं मुझे उड़ने से डर लगता है।”

तब सोना और मोना बोली - हम तुम्हारे साथ हैं | तुम्हें डरने की जरूरत नहीं है |

फिर नन्ही परी सोना और मोना के साथ उड़ने लगी| वह बहुत खुश हुई और उसका डर भी समाप्त हो गया था|

प्रश्न 1. नन्ही परी को किससे डर लगता था?

\_\_\_\_\_

प्रश्न 2. नन्ही परी की सखियों का क्या नाम था?

\_\_\_\_\_

प्रश्न 3. नन्ही परी अपनी सखियों के साथ कहाँ घूमने गई?

\_\_\_\_\_

प्रश्न 4. आज का विपरीत शब्द लिखे-

\_\_\_\_\_

प्रश्न 5. सखी शब्द का वचन बदलो -

\_\_\_\_\_

कार्य पत्रिका - 5

कक्षा - II

विषय - हिंदी

नाम \_\_\_\_\_

रोल न० \_\_\_\_\_

नीचे दिए गए चित्र को पहचान कर खाली स्थान में सही उत्तर चुनकर लिखिए ।



( खेल, मज़ा, गेंद, पार्क, दो )

1. यह एक \_\_\_\_\_ है।
2. लड़का पार्क में \_\_\_\_\_ रहा ।
3. लड़के के पास एक \_\_\_\_\_ है ।
4. वह \_\_\_\_\_ कुत्तों के साथ खेल रहा है।
5. लड़के को बहुत \_\_\_\_\_ आ रहा है।

कार्य पत्रिका - 6

कक्षा - II

विषय - हिंदी

नाम \_\_\_\_\_

रोल न० \_\_\_\_\_

प्रश्न1. चित्र देखकर सही शब्द बनाओ।

1.		इ सा ल कि	_____
2.		छ ली म	_____
3.		त बू र ज	_____
4.		नि सै क	_____
5.		सा पै	_____
6.		डा झं	_____
7.		ठ ऊँ	_____

कार्य पत्रिका - 7








कक्षा - II

विषय - हिंदी

नाम \_\_\_\_\_

रोल न० \_\_\_\_\_

प्रश्न1 सही मात्राएँ लगाकर शब्द पूरा करो ।

1.		क ता ब
2.		ह र ण
3.		ग ला ब
4.		चि ड़ या
5.		म दि र
6.		प धा
7.		भा ल



कार्य पत्रिका – 8

कक्षा - II

विषय - हिंदी

नाम \_\_\_\_\_

ख रोल न० \_\_\_\_\_

प्रश्न1 दिए गए वर्णों की सहायता से 10 नए शब्द बनाइए ।

न व स आ च ह को भ ली बू म था छ ज खे

ल त इ औ ग सा फ का भा जे अं श ध घ प

_____	_____
_____	_____
_____	_____
_____	_____
_____	_____

- ❖ हिंदी सुलेख संबोध में पृष्ठ संख्या 6 से 19 तक लिखें ।
- ❖ प्रतिदिन 10 शब्दों की श्रुतलेख करें ।
- ❖ प्रतिदिन पाठ पढ़ाने का अभ्यास करें ।

Maths  
Worksheet – 1  
Class-II

Name : \_\_\_\_\_

Roll No: \_\_\_\_\_

Q1 Write the numbers just after :-

a) 161 \_\_\_\_\_ b) 196 \_\_\_\_\_

c) 153 \_\_\_\_\_ d) 177 \_\_\_\_\_

Q2. Write the numbers just before:-

a) \_\_\_\_\_ 200 b) \_\_\_\_\_ 127

b) \_\_\_\_\_ 191 c) \_\_\_\_\_ 148

Q3. Write the numbers just between:-

a) 123 \_\_\_\_\_ 125

b) 167 \_\_\_\_\_ 169

c) 176 \_\_\_\_\_ 178

d) 135 \_\_\_\_\_ 137

Q4. Complete the blanks:-

a) 151 \_\_\_\_\_

b) 135 \_\_\_\_\_

c) 177 \_\_\_\_\_

d) 103 \_\_\_\_\_

**Maths  
Worksheet – 2  
Class-II**

Name:- \_\_\_\_\_

Roll no. \_\_\_\_\_

**Q1. Write the expended form of each number:-**

a)  $150 = \underline{\hspace{2cm}} + \underline{\hspace{2cm}} + \underline{\hspace{2cm}}$

b)  $141 = \underline{\hspace{2cm}} + \underline{\hspace{2cm}} + \underline{\hspace{2cm}}$

c)  $113 = \underline{\hspace{2cm}} + \underline{\hspace{2cm}} + \underline{\hspace{2cm}}$

d)  $179 = \underline{\hspace{2cm}} + \underline{\hspace{2cm}} + \underline{\hspace{2cm}}$

**2. Write in short forms:-**

a)  $100 + 60 + 9 = \underline{\hspace{10cm}}$

b)  $100 + 20 + 5 = \underline{\hspace{10cm}}$

c)  $200 + 70 + 4 = \underline{\hspace{10cm}}$

d)  $100 + 80 + 3 = \underline{\hspace{10cm}}$

**3. Circle the greater number:-**

a) 135      133                                      b) 111      100

c) 200      172                                      d) 165      156

**4. Circle the smallest number:-**

a) 133      122                                      b) 139      154

b) 147      133                                      d) 161      188

Maths  
Worksheet – 3  
Class-II

Name:- \_\_\_\_\_

Roll No:- \_\_\_\_\_

1. Write the number names of following:-

a) 175 \_\_\_\_\_

b) 219 \_\_\_\_\_

c) 161 \_\_\_\_\_

d) 119 \_\_\_\_\_

2. Write the ordinal numbers of the following:-

1- \_\_\_\_\_ 2- \_\_\_\_\_ 3- \_\_\_\_\_

4- \_\_\_\_\_ 5 - \_\_\_\_\_ 6- \_\_\_\_\_

7 - \_\_\_\_\_ 8- \_\_\_\_\_ 9- \_\_\_\_\_

10 - \_\_\_\_\_

3. Write the ascending order:-

a) 181, 175, 166, 109, 190

\_\_\_\_\_

b) 111, 101, 110, 144, 177

\_\_\_\_\_

4. Write in decending order:-

a) 199, 200, 191, 198, 192 \_\_\_\_\_

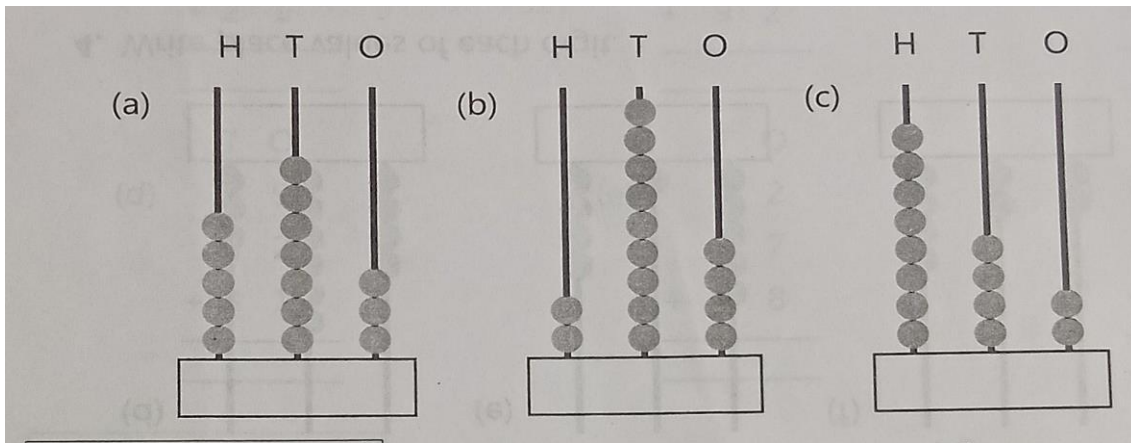
b) 188, 108, 118, 181, 110 \_\_\_\_\_

**Maths**  
**Worksheet – 4**  
**Class-II**

Name:- \_\_\_\_\_

Roll No:- \_\_\_\_\_

**Q1. Write the numbers shown on the abacus:-**



**Q2. Write ones and hundreds digit in the following numbers:-**

	Numbers	Hundreds	Tens	Ones
(a)	592	<input type="text"/>	<input type="text"/>	<input type="text"/>
(b)	674	<input type="text"/>	<input type="text"/>	<input type="text"/>
(c)	183	<input type="text"/>	<input type="text"/>	<input type="text"/>
(d)	897	<input type="text"/>	<input type="text"/>	<input type="text"/>
(e)	426	<input type="text"/>	<input type="text"/>	<input type="text"/>

**Q3. Write the place value of underlined digit:-**

a) 3 2 4 - \_\_\_\_\_

b) 9 5 6 - \_\_\_\_\_

c) 8 7 5 - \_\_\_\_\_

d) 4 2 7 - \_\_\_\_\_

Maths  
Worksheet – 5  
Class-II

Name:- \_\_\_\_\_

Roll No \_\_\_\_\_

Q1. Add the following :-

a)  $8 + 0 =$  \_\_\_\_\_

b)  $54 + 1 =$  \_\_\_\_\_

c)  $36 + 2 =$  \_\_\_\_\_

d)  $3 + 7 + 7 =$  \_\_\_\_\_

e)  $4 + 3 + 3 =$  \_\_\_\_\_

Q2. Add the following:-

a) 

T	O
3	4
0	5
+ 1	0

\_\_\_\_\_  
\_\_\_\_\_

b) 

T	O
5	4
0	3
+ 1	0

\_\_\_\_\_  
\_\_\_\_\_

Q3. Find the sum :-

a)  $5 \text{ tens} + 2 \text{ tens} + 3 \text{ ones} =$  \_\_\_\_\_

b)  $2 \text{ tens} + 5 \text{ ones} =$  \_\_\_\_\_

c)  $4 \text{ tens} + 5 \text{ ones} =$  \_\_\_\_\_

d)  $2 \text{ tens} + 6 \text{ tens} + 4 \text{ ones} =$  \_\_\_\_\_

Maths  
Worksheet – 6  
Class-II

Name:- \_\_\_\_\_

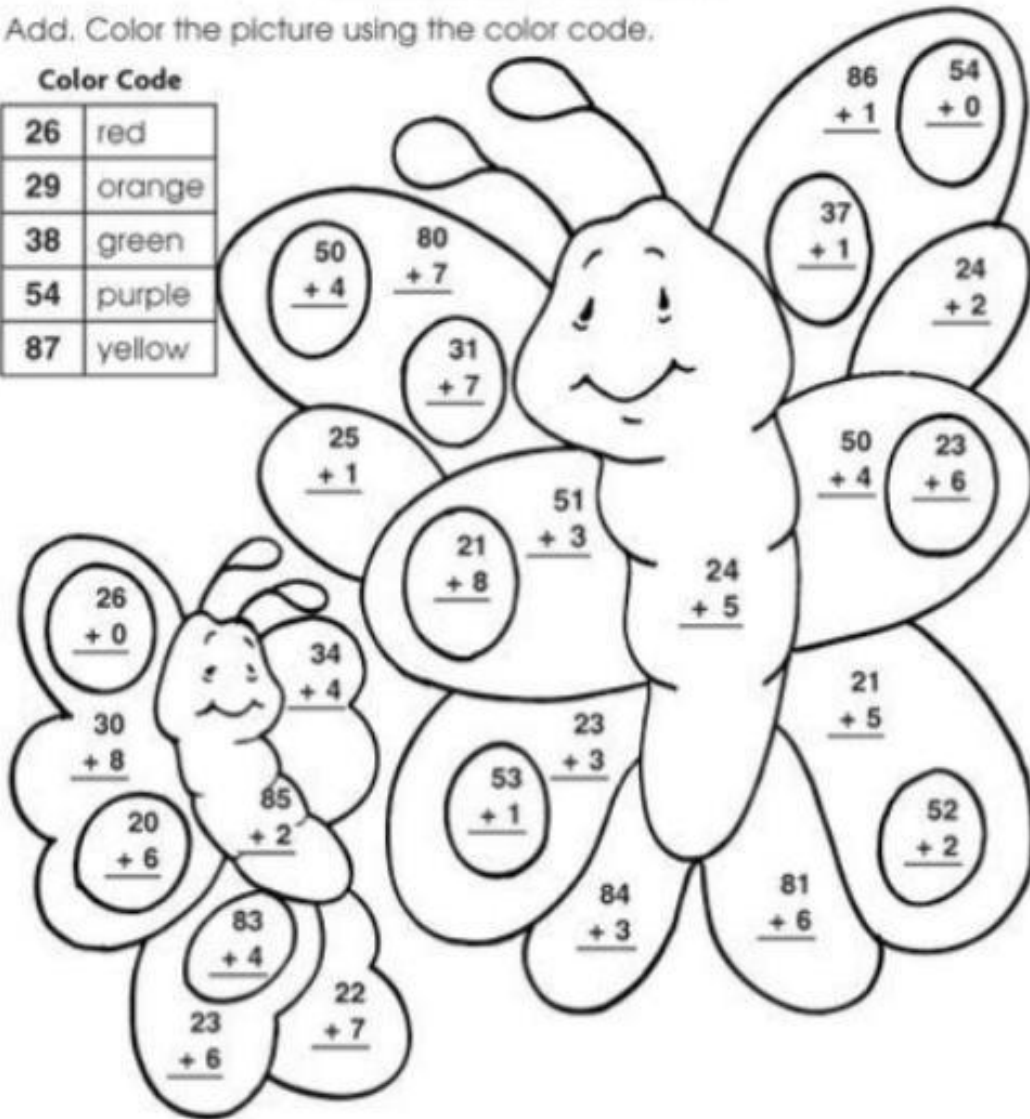
Roll No:- \_\_\_\_\_

### Beautiful Butterflies

Add. Color the picture using the color code.

Color Code

26	red
29	orange
38	green
54	purple
87	yellow




**EVS**  
**Worksheet-1**  
**Class-II**

Name:- \_\_\_\_\_

Roll No. \_\_\_\_\_

**Q1. Draw or paste your photograph on the given space and write 5 to 8 lines on**

**'About Myself'**



1. \_\_\_\_\_
2. \_\_\_\_\_
3. \_\_\_\_\_
4. \_\_\_\_\_
5. \_\_\_\_\_
6. \_\_\_\_\_
7. \_\_\_\_\_



**Q2. Celebrate Father's day on 16 June. Make a card of photograph (having you and your father) and write 4 to 5 lines expressing your love for your father. Do the activity on A4 size sheet.**

**Q3. Water is precious. Save every drop. What is the need and importance of water. Write 10 lines. Do the activity on A4 size sheet.**

**Q4. Daily practice yoga. Take pics after one month make collage of yoga you practice at home alone and as well as with your parents.**



**Q5. Write five lines on "My School". Do the activity on A4 size sheet.**

**Note :- Do all the written practice work in separate 3 in 1 notebook**

**E.V.S**  
**Revision Worksheet**  
**Class – II**

Name:- \_\_\_\_\_

Roll No. \_\_\_\_\_

**Q1. Answer in one word :-**

- a) Games we play outside our house are called - \_\_\_\_\_
- b) A group of people living together is called - \_\_\_\_\_
- c) Your father's parents are your - \_\_\_\_\_
- d) A small plant is called - \_\_\_\_\_
- e) Your father's brother is your - \_\_\_\_\_
- f) Another name of a nuclear family is - \_\_\_\_\_

**Q2. Write (T) for correct and (F) for false statement.**

- a) Does your height increase when you grow. (     )
- b) All the living things grow. (     )
- c) A joint family is a small family. (     )
- d) Dancing is not a recreational activity. (     )
- e) Young plant grow into a big plant. (     )

**Q3. Fill in the blanks:-**

- a) \_\_\_\_\_ keep us fresh and active.
- b) We all change as we \_\_\_\_\_ older.
- c) We should not tease the animals in the \_\_\_\_\_.
- d) A nuclear family is a \_\_\_\_\_ family

**Q4. Answer the following questions:-**

a) What is nuclear family?

Ans. \_\_\_\_\_

b) What is joint family?

Ans. \_\_\_\_\_

c) What is Recreation?

Ans. \_\_\_\_\_

d) Write any two places you love to visit for a picnic with your family.

Ans. \_\_\_\_\_

e) Write any two living things and two non living things.

Ans. \_\_\_\_\_

# ART HOLIDAYS HOMEWORK

These pages you have to do in your art book .

- Book Page no. 12 (Red Indian)
- Book Page no. 19 (Wind Mill)
- Book Page no. 21 (Bird)
- Book Page no. 26 (Spongy Butterfly)